

## CHAPTER – 2

### ANALYSIS OF REGISTERED PUBLICATIONS

**2.1.1.** The number of publications registered with the Registrar of Newspapers for India has maintained a rising trend. There were 1,43,423 registered publications as on 31-03-2020. A total number of 1,498 new publications were registered during the period from 01-04-2019 to 31-03-2020 thereby raising the total numbers to 1,43,423 on 31<sup>st</sup> March, 2020, showing a net increase of 19.52 percent over the previous year. *(Table 2.1)*

**2.1.2.** There were 19,782 registered Dailies and 539 Tri/Bi-Weeklies in 2019-20, as against 17,504 Dailies and 413 Tri and Bi-weeklies in 2018-19. Total number of Dailies, taken together with Tri/Bi-weeklies, have increased by 2404 or 13.41 percent during the reporting year. *(Table 2.1)*

**2.1.3.** The pattern of growth of publications in the country during the last ten years is given in Table 2.1. It reveals a growth of 19.52 percent in the total number of publications published in the country over the previous year.

### PROFILE OF NEW PUBLICATIONS

**2.2.1.** Out of 1,498 publications registered during the period 2019-20, 291 were Dailies, 395 Weeklies, 139 Fortnightlies, 482 Monthlies, 102 Quarterlies, 21 Annuals and 67 of other periodicities. *(Table 2.2)*

**2.2.2.** In 2019-20, new publications were registered in all the main languages except Assamese, Bodo, Dogri, Kashmiri, Konkani, Maithili, Manipuri and Sanskrit. The largest number was 606 that was brought out and registered in Hindi, followed by 163 in English, 136 in Marathi and 87 in Gujarati. *(Table 2.2)*

### CEASED PUBLICATIONS

**2.3.** A total number of 105 registered publications were ceased during the period 2019-20, which includes 21 publications in Uttar Pradesh, 16 in Maharashtra, 13 in Uttarakhand, 12 in Karnataka and rest 43 in other States.

### DAILIES

**2.4.1.** The total number of Daily publications in 2019-20 increased to 19,782 as compared to previous year's 17,504, i.e. an increase by 2278 in numbers or 13.01 in percentage. The Daily publications were brought out in almost all main languages of the country. Hindi Dailies topped the list with 8,484. Other languages in which more than 100 Daily publications were brought out were (i) Urdu (2,055); (ii) Telugu (1,755); (iii) English (1,667); (iv) Marathi (1,384); (v) Kannada (1,059); (vi) Gujarati (807); (vii) Tamil (639); (viii) Bilingual (483); (ix) Malayalam (435); (x) Bengali (232); (xi) Punjabi (213) and (xii) Odia (225). *(Table 2.3)*

**2.4.2.** Tri or Bi-weekly publications, which are akin to Dailies in dissemination of news, totaled 539 with Hindi at the top with 140 followed by English (98); Tamil (57); Bilingual (45); Urdu (32); Bengali (29); Marathi (20); Malayalam & Punjabi (18); and Gujarati (15) among others. *(Table 2.3)*

## PERIODICALS

**2.5.** A total of 1,23,102 publications of various periodicities other than Dailies and Tri/Bi-Weeklies were on the records of the RNI in 2019-20. Out of these, 44,519 were Weeklies, 46,355 Monthlies, 16,204 Fortnightlies, 8,702 Quarterlies and 2,425 Annuals. Weeklies and Monthlies appeared to be more popular, with their total number soaring to 90,874, accounting for 73.82 percent approx. of the total Periodicals. (*Table 2.3*)

## LANGUAGE-WISE ANALYSIS

**2.6.1.** Language-wise analysis of registered publications shows that publications were registered in 146 languages and dialects in 2019-20. Apart from English and 22 other principal languages, listed in the Eighth Schedule of the Constitution, publications were registered in 123 other languages or dialects, mostly Indian and also in a few foreign languages. (*Appendix II*).

**2.6.2.** In 2019-20 also, the same trend can be noticed from the data of previous years that the highest number (54,873) of publications were registered in Hindi followed by English (19,766); Marathi (10,051); Urdu (6,909); Gujarati (6,625); Telugu (6,093); Tamil (6,024); Kannada (5,828); Bengali (5,039); and Malayalam (3,487). (*Table 2.3*)

**2.6.3.** Apart from Periodicals, published in one language, there were a significant number of publications brought out in two or more languages categorised as 'Bilingual' and 'Multilingual'. At the end of 2019-20, there were 10,573 'Bilingual', 2,700 'Multilingual' and 685 'Others' publications. (*Table 2.3*)

## STATE-WISE ANALYSIS

**2.7.1.** Uttar Pradesh with 21,022 registered publications retained its top position at the end of 2019-20. Maharashtra with 19,631 publications came next, followed by Delhi (16,297); Madhya Pradesh (12,885); Tamil Nadu (8704); Karnataka (7,749); Rajasthan (7,679); West Bengal (7,502); Gujarat (7243); Andhra Pradesh (5770); Kerala (4550); Uttarakhand (3,578); Telangana (3,376); Punjab (3,107); Odisha (2,626); Haryana (2,529); Bihar (2,177); Chhattisgarh (1,714); and J&K (1,209) were among other states having more than 1,000 publications registered. (*Table 2.4*)

**2.7.2.** In the category of Dailies also Uttar Pradesh maintained its lead with 3,867 Daily publications followed by Maharashtra (2,069); Madhya Pradesh (2,003); Andhra Pradesh (1,637); Delhi (1,294); Karnataka (1,291); Rajasthan (954); Gujarat (942); Telangana (733); Tamil Nadu (722); Bihar (586); Kerala (465); J&K (412); and West Bengal (378). States having the publication of 200 or more Dailies were Uttarakhand (366); Punjab (344); Chhattisgarh (338); Odisha (292); and Haryana (283). Dailies were published from almost all States and Union Territories except Lakshadweep. (*Table 2.4*)

**2.7.3.** In 2019-20, the largest number of Weeklies were published from Uttar Pradesh (9,815), followed by Maharashtra (8,418); Madhya Pradesh (4,894); Gujarat (3,010); Delhi (3,003); Uttarakhand (2,119); Rajasthan (1,946); Karnataka (1,440); and West Bengal (1319). States publishing more than 500 Weeklies were Tamil Nadu (1,186); Punjab (994); Andhra Pradesh (813); Haryana (757); Telangana (742); Bihar (736); Chhattisgarh (625); Odisha (560); and Jammu & Kashmir (515). (*Table 2.4*)

**2.7.4.** The largest numbers of Monthlies were published from Delhi (7,099), followed by Maharashtra (5,165); Tamil Nadu (4,713); Madhya Pradesh (4,637); Uttar Pradesh (4,179); Karnataka (3,250); Kerala (2,543); Andhra Pradesh (2,417); West Bengal (2,394); and Gujarat (2,003). States from where more than 500 Monthlies were brought out were Rajasthan (1,583); Telangana (1,242); Punjab (975); Odisha (806); and Haryana (706). (*Table 2.4*)

**2.7.5.** The distinction for bringing out the highest number of publications in a single language went to Uttar Pradesh from where 16,438 publications were brought out in Hindi. Other states with over 5000 publications in Hindi were Madhya Pradesh (11,779), Rajasthan (6,654) and Delhi (6,586). (*Table 2.5*)

## **CONCENTRATION**

**2.8.** The Print Media tends to concentrate in certain important cities and towns, giving them eminence as major printing and publishing hubs, which can be classified as under:

- (i) Metropolitan Cities (Delhi, Kolkata, Mumbai, Chennai, Bengaluru, Hyderabad, Ahmedabad, Pune, Jaipur, Surat, Nagpur, Visakhapatnam and Amravati);
- (ii) State Capitals;
- (iii) Union Territories;
- (iv) Big Cities, (having a population of more than 1,00,000); and
- (v) Small Towns (having a population of less than 1,00,000).

## **NUMERICAL ANALYSIS**

**2.9.1.** At the end of 2019-20, the total numbers of publications registered from the thirteen Metropolitan Cities were 45,261. State capitals were publishing 58,678 registered publications. Big cities published a total of 1,02,735 publications. As many as 4,152 publications were brought out from small towns whereas 18,645 were from the Union Territories. (*Table 2.6*)

**2.9.2.** A total number of 4,082 Dailies were being brought out from the Metropolitan Cities and 7,111 from State Capitals. The Big Cities in various States published 13,507 Daily publications and the Small Towns brought out 562. The Union Territories published only 1,854 Dailies. (*Table 2.7*)

## **LANGUAGE-WISE ANALYSIS**

**2.10.** In English language, 12,429 publications were brought out from the thirteen Metropolitan Cities. Other languages in which a large number of publications were brought out from the Metropolitan Cities were Hindi, Tamil, Bengali, Urdu and Marathi. It was noticed that the Metropolitan City Delhi had a sizeable number of publications in Hindi while other main centers of Hindi publications were Big Cities and Small Towns other than State Capitals. Publications in Hindi and English were mainly published from State Capitals. Publications in Hindi, Marathi, English, Gujarati, Telugu and Bengali as well as Bilingual publications were centered in Big Cities. (*Table 2.6*)

## **LONGEVITY**

**2.11.** *Bombay Samachar*, a Gujarati Daily, being published since 1822 from Mumbai was the oldest among existing publications in India. The 48 centenarians of the Indian Press including the Bombay Samachar are:

S.No.	Title/ Periodicity/Language/Place	Year of Launch
1.	<i>Bombay Samachar</i> / Gujarati Daily/Mumbai	1822
2.	<i>Christ Church School</i> /(Bombay Education Society Magazine)/Bilingual Annual/Mumbai	1825
3.	<i>Jam-E-Jamshed</i> /Gujarati Daily/Mumbai	1832
4.	<i>The Times of India</i> /English Daily/Mumbai	1838
5.	<i>Calcutta Review</i> /English Quarterly/Calcutta	1844
6.	<i>Tirunelveli Diocesan Magazine</i> /Tamil Monthly/Tirunelveli	1849
7.	<i>The Examiner</i> /English Weekly/Mumbai	1850
8.	<i>The Guardian</i> /English Fortnightly/Chennai	1851
9.	<i>An Indian</i> /Portuguese Weekly/Margo	1861
10.	<i>Kheda Vartman</i> /Gujarati Weekly/Kaira	1861
11.	<i>Belgaum Samachar</i> /Marathi Weekly/Belgaum	1863
12.	<i>Gujarat Mitra &amp; Gujarat Darpan</i> /Gujarati Daily/Surat	1863
13.	<i>Newman's Indian Bradshaw</i> /English Monthly/Kolkata	1865
14.	<i>Pioneer</i> English Daily/Lucknow	1865
15.	<i>Amrit Bazaar Patrika</i> /English Daily/Kolkata	1868
16.	<i>Sethia Vartaman</i> /Bilingual Monthly/Madurai	1870
17.	<i>U.S.I. Journal</i> /English Quarterly/Delhi	1870
18.	<i>Indian Witness</i> /English Fortnightly/Delhi	1871
19.	<i>Satya Shodhak</i> /Marathi Weekly/Ratnagiri	1871
20.	<i>Subodha Patrika</i> /Bilingual Quarterly/Mumbai	1873
21.	<i>Bihar Herald</i> /English Weekly/Patna	1874
22.	<i>The Statesman</i> /English Daily/Kolkata	1875
23.	<i>Satyanadam</i> /Bilingual Weekly/Kochi	1876
24.	<i>Sub Staff</i> /English Monthly/Chennai	1876
25.	<i>The Hindu</i> /English Daily/Chennai	1878
26.	<i>Bharuch Samachar</i> /Gujarati Weekly/Bharuch	1879
27.	<i>Prabodha Chandrika</i> /Marathi Weekly/Jalgaon	1880
28.	<i>National Christian Council Review</i> /English Monthly/Mysore	1880
29.	<i>Achhkn Repeno</i> /Garo Monthly/Meghalaya	1881
30.	<i>Kesari</i> /Marathi Daily/Poona	1881
31.	<i>Maharatta</i> /English Annual/Poona	1881
32.	<i>The Tribune</i> /English Daily/Chandigarh	1881
33.	<i>Amaldar</i> /Gujarati Quarterly/Mumbai	1882
34.	<i>Simhanad</i> /Marathi Monthly/Mumbai	1882
35.	<i>Madras Christian College Magazine</i> /Bilingual Annual/Chennai	1883
36.	<i>Musheer-E-Deccan</i> /Urdu Daily/Hyderabad	1884
37.	<i>Arya Gazette</i> /Urdu Weekly/Delhi	1884
38.	<i>Shree Jain Dharma Prakash</i> /Gujarati Monthly/Bhavnagar	1886
39.	<i>Deepika</i> /Malayalam Daily/Kottayam	1887
40.	<i>The New Leader</i> /English Weekly/Bangalore/Chennai	1887
41.	<i>Capital</i> /English Weekly/Kolkata	1888
42.	<i>Malayala Manorama</i> /Malayalam Daily/Kottayam	1890
43.	<i>Murshidabad Hiteshi</i> /Bengali Weekly/Murshidabad	1893
44.	<i>Chinnaria Bartabha</i> /Bengali Weekly/Hooghly	1893
45.	<i>Madhya Pradesh Sandesh</i> /Hindi Fortnightly/Gwalior	1895
46.	<i>Jain Gazette</i> /Hindi Weekly/Ajmer	1895
47.	<i>Yuddha Dhuwani</i> /Telugu Monthly/Chennai	1897
48.	<i>Khalsa Samachar</i> /Punjabi Weekly/Amritsar	1899

(Present publishing status of most of the publications is not known due to non-submission of Annual Statements by them)



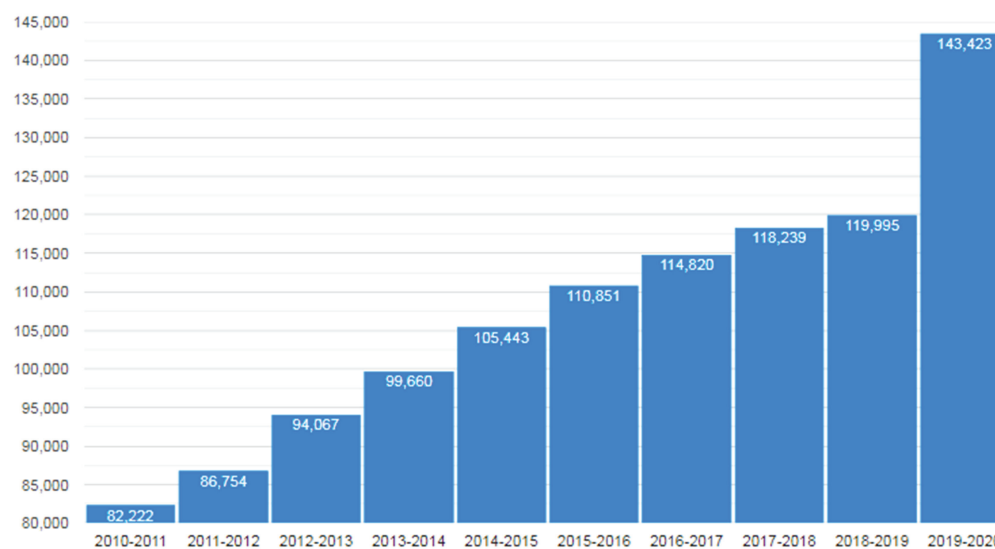
**Table No. 2.1**  
**Number of Registered Publications**

S.No.	Year (Ending)	Daily	Bi/Tri-Weekly	Weekly	Others	Total	% of Growth over Previous Years
1	2010-2011	10205	394	27321	44302	82222	6.27
2	2011-2012	10908	396	28819	46631	86754	5.51
3	2012-2013	12109	402	31280	50276	94067	8.43
4	2013-2014	13350	411	33170	52729	99660	5.95
5	2014-2015	14573	411	34991	55468	105443	5.8
6	2015-2016	15723	413	36635	58080	110851	5.13
7	2016-2017	16580	413	37829	59998	114820	3.58
8	2017-2018	17160	413	38933	61733	118239	2.98
9	2018-2019	17504	413	39436	62642	119995	1.48
10	2019-2020*	19782	539	44519	78583	143423	19.52

\* The total number of registered publications during 01.04.2019 to 31.03.2020 are 1498. This jump in the number of registered publications during 2019-20 is due to various records being updated in RNI this year during its process overhaul in its bid to move to an automated system.

Source: RNI Registration Data

**Number of Registered Publications**  
(2010-2011 to 2019-2020)



**Table No. 2.2**  
**Number of Publications Registered from 01-04-2019 to 31-03-2020**  
 (Language and Periodicity - wise)

S.No.	Language	Daily	Bi/Tri Weekly	Weekly	Fortnightly	Monthly	Quarterly	Annual	Others	Total
1	Assamese	0	0	0	0	0	0	0	0	0
2	Bengali	3	1	5	10	5	5	0	2	31
3	Bodo	0	0	0	0	0	0	0	0	0
4	Dogri	0	0	0	0	0	0	0	0	0
5	Gujarati	16	0	37	13	19	2	0	0	87
6	Hindi	137	0	169	56	200	38	0	6	606
7	Kannada	29	0	7	10	26	0	0	1	73
8	Kashmiri	0	0	0	0	0	0	0	0	0
9	Konkani	0	0	0	0	0	0	0	0	0
10	Maithili	0	0	0	0	0	0	0	0	0
11	Malayalam	2	0	2	1	7	1	0	3	16
12	Manipuri	0	0	0	0	0	0	0	0	0
13	Marathi	21	0	85	8	16	3	0	3	136
14	Nepali	1	0	0	0	0	0	0	0	1
15	Odia	0	0	11	4	3	1	0	0	19
16	Punjabi	1	0	4	0	4	0	0	0	9
17	Sanskrit	0	0	0	0	0	0	0	0	0
18	Santhali	0	0	0	0	0	0	0	1	1
19	Sindhi	1	0	0	0	0	0	0	0	1
20	Tamil	2	0	8	6	36	0	0	2	54
21	Telugu	34	0	5	8	32	1	0	1	81
22	Urdu	11	0	6	1	7	3	1	0	29
23	English	16	0	19	8	45	31	14	30	163
24	Bilingual	15	0	33	11	70	13	1	12	155
25	Multilingual	2	0	4	3	11	4	5	6	35
26	Others	0	0	0	0	1	0	0	0	1
	<b>Total</b>	<b>291</b>	<b>1</b>	<b>395</b>	<b>139</b>	<b>482</b>	<b>102</b>	<b>21</b>	<b>67</b>	<b>1498</b>

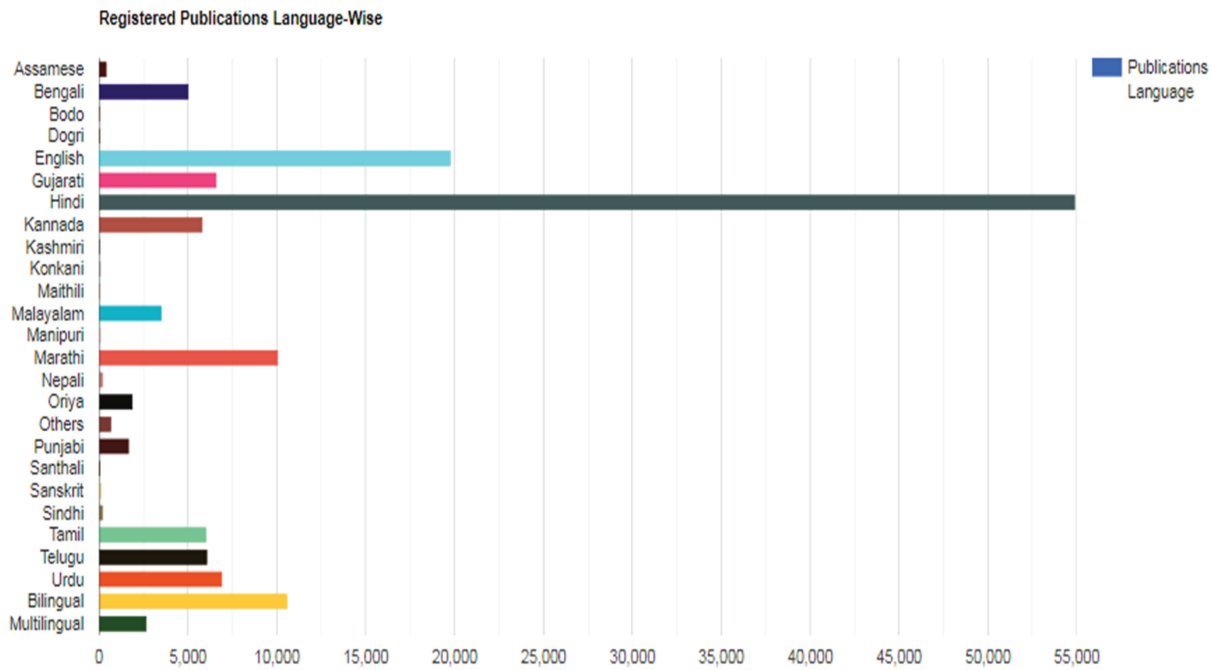
Source: Annual Statement 2019-2020

**Table No. 2.3**  
**Total Number of Registered Publications till 31-03-2020**  
(Language and Periodicity – wise)

S.No	Language	Daily	Bi/Tri-Weekly	Weekly	Fortnightly	Monthly	Quarterly	Annual	Others	Total
1	Assamese	56	11	129	54	136	24	4	21	435
2	Bengali	232	29	1025	1039	1498	806	86	324	5039
3	Bodo	4	1	4	1	5	2	0	1	18
4	Dogri	1	0	3	0	1	3	0	0	8
5	Gujarati	807	15	2854	769	1871	152	31	126	6625
6	Hindi	8484	140	22599	6589	14108	2076	178	699	54873
7	Kannada	1059	9	1079	1028	2468	111	8	66	5828
8	Kashmiri	3	0	4	0	2	1	0	1	11
9	Konkani	4	0	16	3	39	7	0	2	71
10	Maithili	6	0	2	3	13	8	0	4	36
11	Malayalam	435	18	387	339	2016	165	32	95	3487
12	Manipuri	22	0	12	6	21	12	0	8	81
13	Marathi	1384	20	5500	635	1864	299	225	124	10051
14	Nepali	18	2	96	10	42	26	0	5	199
15	Odia	225	4	479	286	612	187	33	65	1891
16	Punjabi	213	18	594	181	576	57	3	30	1672
17	Sanskrit	24	0	18	13	39	25	2	10	131
18	Santhali	4	0	2	4	9	2	0	2	23
19	Sindhi	18	1	73	12	71	14	1	4	194
20	Tamil	639	57	858	897	3365	114	18	76	6024
21	Telugu	1755	11	776	723	2655	79	8	86	6093
22	Urdu	2055	32	2504	662	1430	156	17	53	6909
23	English	1667	98	2672	1655	7878	2969	612	2215	19766
24	Bilingual	483	45	2341	1081	4516	1044	489	574	10573
25	Multilingual	77	12	383	162	863	288	642	273	2700
26	Others	107	16	109	52	257	75	36	33	685
	<b>Total</b>	<b>19782</b>	<b>539</b>	<b>44519</b>	<b>16204</b>	<b>46355</b>	<b>8702</b>	<b>2425</b>	<b>4897</b>	<b>143423</b>

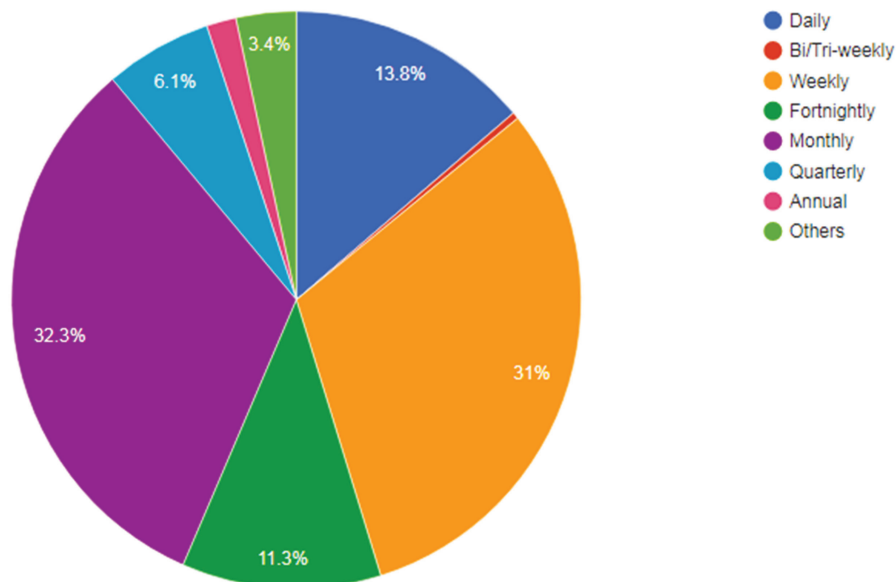
Source: RNI Registration Data

**Total Number of Registered Publications from 01-04-1957 till 31-03-2020**  
(Language and Periodicity – wise)

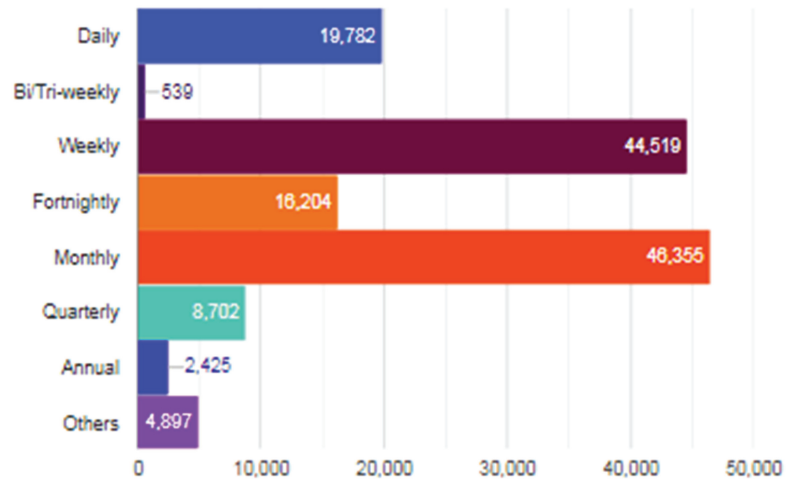


Total: 143423

**Registered Publications**  
(Periodicity – wise)



### Periodicity Wise Registered Publications



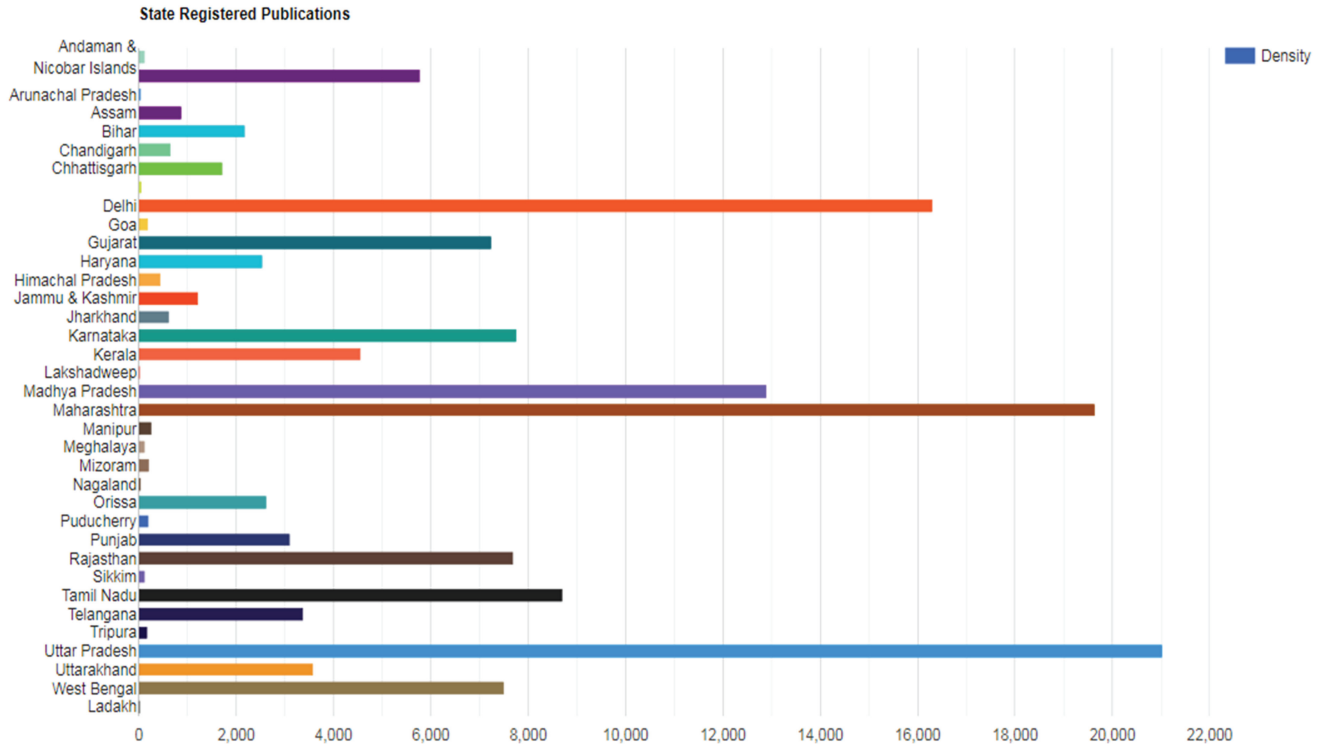


**Table No. 2.4**  
**Total Number of Registered Publications till 31-03-2020**  
 (State/UT & Periodicity – wise)

S. No.	States/UTs	Daily	Bi/Tri-Weekly	Weekly	Fortnightly	Monthly	Quarterly	Annual	Others	Total
1	Andaman & Nicobar Islands	29	0	32	29	18	3	0	1	112
2	Andhra Pradesh	1637	8	813	621	2417	116	36	122	5770
3	Arunachal Pradesh	17	1	7	1	5	0	1	0	32
4	Assam	157	25	278	97	216	48	22	33	876
5	Bihar	586	28	736	194	456	117	8	52	2177
6	Chandigarh	95	1	160	42	235	53	13	46	645
7	Chhattisgarh	338	1	625	118	498	96	9	29	1714
8	D & N Haveli and Daman & Diu	30	0	11	10	3	0	0	0	54
9	Delhi	1294	82	3003	1827	7099	1616	295	1081	16297
10	Goa	32	0	40	24	59	18	2	8	183
11	Gujarat	942	14	3010	848	2003	211	33	182	7243
12	Haryana	283	14	757	400	706	159	98	112	2529
13	Himachal Pradesh	40	0	168	47	96	42	26	22	441
14	Jammu & Kashmir	412	4	515	80	132	30	9	27	1209
15	Jharkhand	149	1	150	72	166	49	4	19	610
16	Karnataka	1291	16	1440	1229	3250	310	31	182	7749
17	Kerala	465	18	442	365	2543	332	176	209	4550
18	Ladakh	1	0	2	1	1	0	0	2	7
19	Lakshadweep	0	0	3	2	1	1	0	0	7
20	Madhya Pradesh	2003	10	4894	567	4637	500	29	245	12885
21	Maharashtra	2069	62	8418	1361	5165	1277	546	733	19631
22	Manipur	77	2	24	18	70	9	38	16	254
23	Meghalaya	24	1	36	14	21	13	3	7	119
24	Mizoram	58	15	44	3	65	8	2	11	206
25	Nagaland	10	0	11	1	4	2	1	0	29
26	Odisha	292	3	560	340	806	292	212	121	2626
27	Puducherry	21	2	45	23	85	25	1	9	211
28	Punjab	344	23	994	347	975	152	117	155	3107
29	Rajasthan	954	21	1946	2618	1583	344	69	144	7679
30	Sikkim	23	2	81	1	6	3	0	4	120
31	Tamil Nadu	722	97	1186	1152	4713	431	156	247	8704
32	Telangana	733	8	742	379	1242	171	18	83	3376
33	Tripura	43	0	93	12	13	5	1	2	169
34	Uttar Pradesh	3867	35	9815	1651	4179	898	162	415	21022
35	Uttarakhand	366	10	2119	398	493	117	26	49	3578
36	West Bengal	378	35	1319	1312	2394	1254	281	529	7502
	<b>Total</b>	<b>19782</b>	<b>539</b>	<b>44519</b>	<b>16204</b>	<b>46355</b>	<b>8702</b>	<b>2425</b>	<b>4897</b>	<b>143423</b>

Source: RNI Registration Data

**Total Number of Registered Publications as on 31-03-2020**  
(State/UT & Periodicity – wise)



Total: 143423

**Table No. 2.5**  
**Total Number of Registered Publications till 31-03-2020**  
(State/UT & Language – wise)

S.No.	States/UTs	Assamese	Bengali	Bodo	Dogri	Gujarati	Hindi	Kannada	Kashmiri	Konkani	Maitthili	Malayalam	Manipuri	Marathi	Nepali
1	Andaman & Nicobar Islands	0	9	0	0	0	19	0	0	0	0	1	0	0	0
2	Andhra Pradesh	0	5	0	0	1	90	11	0	1	0	1	0	8	0
3	Arunachal Pradesh	0	0	0	0	0	3	0	0	0	0	0	0	0	0
4	Assam	409	171	16	0	0	34	0	0	0	0	0	13	0	5
5	Bihar	0	4	0	0	0	1660	0	0	0	13	0	0	0	0
6	Chandigarh	0	0	0	0	0	143	0	0	0	0	0	0	0	0
7	Chhattisgarh	0	2	0	0	0	1570	1	0	0	0	1	0	0	0
8	D & N Haveli and Daman & Diu	0	0	0	0	12	26	0	0	0	0	0	0	1	0
9	Delhi	9	46	1	0	21	6586	18	0	0	12	37	1	24	14
10	Goa	0	0	0	0	0	4	3	0	22	0	1	0	43	0
11	Gujarat	0	1	0	0	6018	329	1	0	0	0	4	0	26	1
12	Haryana	0	0	0	0	0	1745	0	0	0	0	0	0	0	2
13	Himachal Pradesh	0	0	0	0	0	268	0	0	0	0	0	0	0	1
14	Jammu & Kashmir	0	0	0	6	0	120	0	10	0	0	0	0	0	0
15	Jharkhand	1	8	0	0	0	408	0	0	0	1	0	0	0	0
16	Karnataka	0	1	0	0	5	90	5692	0	29	0	25	2	39	0
17	Kerala	0	3	0	0	3	20	17	0	3	0	3247	0	3	0
18	Ladakh	0	0	0	0	0	0	0	0	0	0	0	0	0	0
19	Lakshadweep	0	0	0	0	0	0	0	0	0	0	6	0	0	0
20	Madhya Pradesh	0	0	0	0	4	11779	0	0	0	0	2	0	12	2
21	Maharashtra	2	19	0	1	529	2462	45	0	15	2	71	1	9875	11
22	Manipur	0	1	0	0	0	4	0	0	0	0	0	61	0	0
23	Meghalaya	0	2	0	0	0	5	0	0	0	0	0	0	0	4
24	Mizoram	0	0	0	0	0	0	0	0	0	0	0	0	0	1
25	Nagaland	0	0	0	0	0	0	0	0	0	0	0	0	0	0
26	Odisha	1	2	1	1	1	54	1	1	1	1	1	1	1	1
27	Puducherry	0	1	0	0	2	2	1	0	0	0	2	0	1	0
28	Punjab	0	1	0	0	1	576	0	0	0	0	1	0	0	0
29	Rajasthan	0	2	0	0	2	6654	1	0	0	0	2	0	1	0
30	Sikkim	0	0	0	0	0	5	0	0	0	0	0	0	0	84
31	Tamil Nadu	2	3	0	0	4	78	28	0	0	0	74	0	5	1
32	Telangana	2	6	0	0	5	73	7	0	0	0	5	0	8	0
33	Tripura	0	132	0	0	0	1	0	0	0	0	0	1	0	0
34	Uttar Pradesh	0	19	0	0	3	16438	1	0	0	2	0	0	2	5
35	Uttarakhand	1	2	0	0	1	3084	1	0	0	0	2	1	1	6
36	West Bengal	8	4599	0	0	13	543	0	0	0	5	4	0	1	61
	<b>Total</b>	<b>435</b>	<b>5039</b>	<b>18</b>	<b>8</b>	<b>6625</b>	<b>54873</b>	<b>5828</b>	<b>11</b>	<b>71</b>	<b>36</b>	<b>3487</b>	<b>81</b>	<b>10051</b>	<b>199</b>

Source: RNI Registration Data

## Analysis of Registered Publications

**Table No. 2.5 (Contd.)**  
**Total Number of Registered Publications till 31-03-2020**  
 (State/UT & Language – wise)

S.No	States/UTs	Odia	Punjabi	Sanskrit	Santhali	Sindhi	Tamil	Telugu	Urdu	English	Bilingual	Multilingual	Others	Total
1	Andaman & Nicobar Islands	0	0	0	0	0	14	1	1	55	11	1	0	112
2	Andhra Pradesh	11	3	3	0	0	18	4354	215	579	372	82	16	5770
3	Arunachal Pradesh	0	0	0	0	0	0	0	0	28	0	0	1	32
4	Assam	0	0	0	0	0	0	0	8	142	42	18	18	876
5	Bihar	0	2	5	0	0	0	0	290	111	64	10	18	2177
6	Chandigarh	0	83	0	0	0	0	0	14	302	58	43	2	645
7	Chhattisgarh	0	0	0	0	1	0	0	13	40	76	3	7	1714
8	D & N Haveli and Daman & Diu	0	0	1	0	0	0	0	0	9	3	2	0	54
9	Delhi	18	224	14	0	11	24	18	1175	5672	2061	269	42	16297
10	Goa	0	0	0	0	0	0	1	2	80	18	8	1	183
11	Gujarat	3	0	8	0	44	1	2	17	377	261	149	1	7243
12	Haryana	0	31	2	0	0	0	0	104	233	289	119	4	2529
13	Himachal Pradesh	0	2	1	0	0	0	0	16	80	44	26	3	441
14	Jammu & Kashmir	0	4	1	0	0	0	0	450	512	87	19	0	1209
15	Jharkhand	2	1	1	7	0	0	0	47	69	41	12	12	610
16	Karnataka	0	1	5	0	1	63	24	225	1002	440	75	30	7749
17	Kerala	1	0	3	0	0	25	3	1	557	508	142	14	4550
18	Ladakh	0	0	0	0	0	0	0	0	3	3	1	0	7
19	Lakshadweep	0	0	0	0	0	0	0	0	0	1	0	0	7
20	Madhya Pradesh	1	0	12	0	15	0	0	122	298	580	50	8	12885
21	Maharashtra	4	17	12	1	74	54	21	575	3762	1466	578	34	19631
22	Manipur	0	0	0	0	0	0	0	0	37	47	50	54	254
23	Meghalaya	0	0	0	0	0	0	0	1	36	17	3	51	119
24	Mizoram	0	0	0	0	0	1	0	0	9	16	7	172	206
25	Nagaland	0	0	0	0	0	0	0	0	22	1	0	6	29
26	Odisha	1804	1	7	7	1	1	2	10	269	229	173	54	2626
27	Puducherry	3	0	1	0	0	127	2	0	29	28	9	3	211
28	Punjab	1	1257	2	0	0	1	1	347	320	265	332	2	3107
29	Rajasthan	0	7	6	0	39	0	0	37	252	582	62	32	7679
30	Sikkim	0	0	0	0	0	0	0	2	25	4	0	0	120
31	Tamil Nadu	2	3	2	1	2	5682	168	44	1481	991	126	7	8704
32	Telangana	4	2	0	0	1	8	1492	771	729	207	53	3	3376
33	Tripura	0	0	0	0	0	0	0	0	20	7	3	5	169
34	Uttar Pradesh	2	13	28	0	5	0	1	2162	1097	1120	89	35	21022
35	Uttarakhand	2	8	3	0	0	1	0	82	167	182	17	17	3578
36	West Bengal	33	13	14	7	0	4	3	178	1362	452	169	33	7502
	<b>Total</b>	<b>1891</b>	<b>1672</b>	<b>131</b>	<b>23</b>	<b>194</b>	<b>6024</b>	<b>6093</b>	<b>6909</b>	<b>19766</b>	<b>10573</b>	<b>2700</b>	<b>685</b>	<b>143423</b>

Source: RNI Registration Data

**Table No. 2.6**  
**Geographical Concentration of Publications till 31-03-2020**  
 (Language & Place – wise)

S.No.	Language	Metropolitan City	State Capital	Union Territory	Big City	Smaller Towns
1	Assamese	22	88	9	128	61
2	Bengali	1896	1937	51	2204	161
3	Bodo	1	2	1	2	1
4	Dogri	1	6	5	6	0
5	Gujarati	2646	908	21	4989	12
6	Hindi	11162	24574	6930	41509	1451
7	Kannada	83	79	16	794	147
8	Kashmiri	0	9	9	9	0
9	Konkani	15	18	0	19	4
10	Maithili	16	24	12	32	0
11	Malayalam	152	137	36	2014	653
12	Manipuri	1	14	1	16	2
13	Marathi	3088	1477	23	7137	256
14	Nepali	29	50	14	89	0
15	Odia	60	199	19	817	140
16	Punjabi	258	428	383	1397	162
17	Sanskrit	42	50	15	103	4
18	Santhali	3	6	0	7	3
19	Sindhi	100	71	11	162	0
20	Tamil	3888	3937	99	5168	245
21	Telugu	1451	917	19	3714	41
22	Urdu	2389	3856	1576	5453	66
23	English	12429	13786	6733	16551	266
24	Bilingual	4521	4911	2253	8096	323
25	Multilingual	907	914	365	1977	115
26	Others	101	280	44	342	39

Source: RNI Registration Data

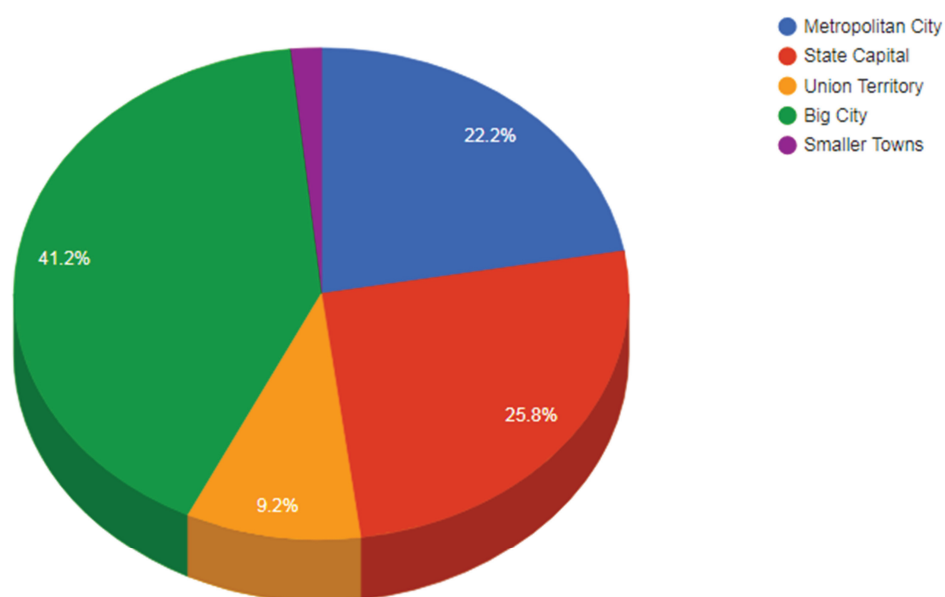


**Table No. 2.7**  
**Geographical Concentration of Publications till 31-03-2020**  
 (Periodicity & Place - wise)

S.No.	Center	Daily	Bi/Tri-Weekly	Weekly	Others
1	Metropolitan City	4082	259	9593	31327
2	State Capital	7111	292	14949	36326
3	Union Territory	1854	87	3761	12943
4	Big City	13507	403	30654	58171
5	Smaller Towns	562	23	1278	2289

Source: RNI Registration Data

**Geographical Concentration of Publications as on 31-03-2020**  
 (Periodicity & Place - wise)



**Table No. 2.8**  
**Cities With 100 or More Publications**  
 (Language & Periodicity – wise)

S.No.	City of Publication	Daily				Weekly			
		Hindi	English	Others	Total	Hindi	English	Others	Total
1	Agra	73	2	11	86	158	2	20	180
2	Ahmadnagar	2	0	48	50	2	0	267	269
3	Ahmedabad	28	37	222	287	30	34	643	707
4	Ajmer	41	0	6	47	87	0	30	117
5	Akola	9	0	32	41	13	1	156	170
6	Alappuzha	0	0	22	22	0	0	23	23
7	Aligarh	37	0	9	46	154	4	22	180
8	Ambala	17	0	3	20	39	3	23	65
9	Amravati	22	2	69	93	59	3	314	376
10	Amritsar	8	0	5	13	6	2	73	81
11	Anantapur	0	2	47	49	0	1	20	21
12	Aurangabad	15	2	106	123	41	14	397	452
13	Bardhaman	1	0	8	9	5	6	79	90
14	Bareilly	40	3	9	52	114	3	52	169
15	Basti	25	1	5	31	130	0	6	136
16	Beed	1	0	57	58	7	1	173	181
17	Bengaluru	6	44	257	307	10	103	470	583
18	Bhavnagar	1	0	27	28	0	2	220	222
19	Bhilwara	24	0	0	24	51	0	1	52
20	Bhopal	746	29	58	833	1853	34	74	1961
21	Bhubaneswar	2	6	38	46	0	5	45	50
22	Bijnor	18	0	2	20	99	1	10	110
23	Bikaner	41	0	1	42	70	0	0	70
24	Bilaspur	40	1	0	41	83	2	1	86
25	Bulandshahr	20	0	6	26	105	1	19	125
26	Buldana	1	0	45	46	3	0	136	139
27	Chandigarh	43	34	16	93	42	64	63	169
28	Chandrapur	7	1	19	27	16	1	138	155
29	Chennai	6	71	460	537	6	173	786	965
30	Coimbatore	0	11	24	35	0	4	38	42
31	Cuttack	1	5	29	35	0	4	70	74
32	Davangere	0	1	61	62	0	0	97	97
33	Dehradun	175	14	39	228	1239	44	90	1373
34	Delhi	711	206	382	1299	1826	531	652	3009
35	Dharwad	0	0	15	15	2	0	26	28
36	Dhule	0	0	42	42	3	0	298	301
37	East Godavari	0	1	49	50	0	1	38	39
38	Ernakulam	0	11	57	68	0	19	71	90
39	Faridabad	58	2	3	63	99	8	9	116
40	Fatehpur	41	0	11	52	151	1	34	186
41	Gandhinagar	5	2	78	85	3	3	151	157
42	Gautam Buddha Nagar	72	3	21	96	115	11	26	152

## Analysis of Registered Publications

S.No.	City of Publication	Daily				Weekly			
		Hindi	English	Others	Total	Hindi	English	Others	Total
43	Ghaziabad	89	2	11	102	372	10	23	405
44	Gorakhpur	103	2	15	120	288	0	17	305
45	Guntur	0	5	128	133	0	1	83	84
46	Gwalior	189	7	10	206	326	3	12	341
47	Hanumangarh	23	0	0	23	60	0	0	60
48	Haridwar	51	3	6	60	271	1	8	280
49	Hooghly	0	0	2	2	0	0	25	25
50	Hyderabad	24	145	469	638	17	147	606	770
51	Indore	146	8	10	164	845	10	63	918
52	Jabalpur	79	2	7	88	119	3	11	133
53	Jaipur	281	14	29	324	605	24	53	682
54	Jalandhar	62	8	41	111	45	11	125	181
55	Jalgaon	3	0	51	54	11	1	263	275
56	Jalna	2	0	45	47	11	2	167	180
57	Jammu	45	132	56	233	27	90	128	245
58	Jhansi	39	0	6	45	123	1	11	135
59	Jodhpur	71	2	5	78	115	6	11	132
60	Junagadh	0	0	15	15	0	2	163	165
61	Kamrup	6	7	19	32	4	9	60	73
62	Kanpur	157	12	66	235	582	12	196	790
63	Karimnagar	1	14	89	104	0	0	26	26
64	Karnal	15	0	1	16	37	2	17	56
65	Khordha	1	8	49	58	1	10	112	123
66	Khurda	1	4	31	36	0	2	75	77
67	Kolhapur	2	2	45	49	1	2	168	171
68	Kolkata	51	45	108	204	125	149	333	607
69	Kollam	0	1	27	28	0	4	31	35
70	Kota	35	0	0	35	76	0	1	77
71	Kottayam	0	1	41	42	0	4	70	74
72	Kozhikode	0	3	32	35	0	2	33	35
73	Krishna	0	10	20	30	0	0	30	30
74	Kurnool	0	10	161	171	0	0	29	29
75	Latur	0	0	65	65	18	1	266	285
76	Lucknow	951	81	434	1466	2143	89	326	2558
77	Ludhiana	14	1	49	64	35	10	147	192
78	Madurai	1	4	37	42	0	6	33	39
79	Mathura	15	0	1	16	64	0	3	67
80	Meerut	97	1	13	111	509	2	40	551
81	Mehsana	2	0	19	21	0	0	141	141
82	Moradabad	39	1	16	56	189	7	49	245
83	Mumbai	103	74	264	441	460	373	796	1629
84	Muzaffarnagar	57	0	6	63	225	1	7	233
85	Muzaffarpur	62	1	12	75	119	3	6	128
86	Nagpur	49	8	50	107	112	19	198	329
87	Nalgonda	1	5	126	132	0	0	14	14

## The Press in India, 2019-20

S.No.	City of Publication	Daily				Weekly			
		Hindi	English	Others	Total	Hindi	English	Others	Total
88	Nanded	6	0	79	85	11	2	145	158
89	Nashik	5	4	49	58	4	6	212	222
90	Nellore	0	3	54	57	0	0	54	54
91	North 24 Parganas	0	0	2	2	5	2	36	43
92	Parbhani	3	1	33	37	11	1	147	159
93	Patiala	5	3	44	52	21	6	171	198
94	Patna	252	13	129	394	245	20	76	341
95	Prayagraj	123	19	31	173	110	14	16	140
96	Pune	12	17	106	135	22	43	443	508
97	Raipur	153	7	18	178	181	6	7	194
98	Rajkot	0	1	47	48	0	0	184	184
99	Rampur	11	0	17	28	63	1	50	114
100	Ranchi	47	12	35	94	37	11	6	54
101	Rangareddy	1	11	69	81	0	4	17	21
102	Ratlam	27	0	0	27	105	0	1	106
103	Rohtak	22	1	1	24	52	0	12	64
104	Saharanpur	37	4	13	54	292	5	41	338
105	Sangli	0	0	29	29	0	0	126	126
106	Satara	0	0	21	21	0	2	134	136
107	Shimla	24	4	0	28	64	13	6	83
108	Solapur	1	0	77	78	19	1	436	456
109	South 24 Parganas	6	9	26	41	1	9	71	81
110	Sriganganagar	29	0	0	29	105	0	2	107
111	Srinagar	2	50	78	130	1	54	117	172
112	Surat	33	8	91	132	45	1	185	231
113	Suredranagar	0	0	32	32	0	1	204	205
114	Thane	37	5	90	132	248	36	474	758
115	Thiruvananthapuram	0	5	81	86	0	4	68	72
116	Thrissur	0	3	32	35	0	3	34	37
117	Udaipur	28	0	0	28	57	1	4	62
118	Udham Singh Nagar	16	1	3	20	129	0	3	132
119	Ujjain	72	2	4	78	270	2	1	273
120	Vadodara	5	3	48	56	2	8	142	152
121	Varanasi	63	4	14	81	137	4	14	155
122	Visakhapatnam	4	28	157	189	2	10	70	82
123	Yavatmal	1	0	26	27	5	0	151	156
	Total	6229	1332	6622	14183	16800	2375	14697	33872

Source: RNI Registration Data

**Table No. 2.8 (Contd.)**  
**Cities With 100 or More Publications**  
 (Language & Periodicity – wise)

S.No.	City of Publication	Others				Total			
		Hindi	English	Others	Total	Hindi	English	Others	Total
1	Agra	208	27	29	264	439	31	60	530
2	Ahmadnagar	4	6	167	177	8	6	482	496
3	Ahmedabad	58	140	1122	1320	116	211	1987	2314
4	Ajmer	292	10	88	390	420	10	124	554
5	Akola	4	4	46	54	26	5	234	265
6	Alappuzha	1	4	175	180	1	4	220	225
7	Aligarh	102	17	42	161	293	21	73	387
8	Ambala	49	27	57	133	105	30	83	218
9	Amravati	9	4	64	77	90	9	447	546
10	Amritsar	39	39	200	278	53	41	278	372
11	Anantapur	1	3	182	186	1	6	249	256
12	Aurangabad	18	20	133	171	74	36	636	746
13	Bardhaman	8	7	236	251	14	13	323	350
14	Bareilly	80	10	28	118	234	16	89	339
15	Basti	28	0	9	37	183	1	20	204
16	Beed	3	0	38	41	11	1	268	280
17	Bengaluru	30	581	2339	2950	46	728	3066	3840
18	Bhavnagar	5	3	119	127	6	5	366	377
19	Bhilwara	132	1	5	138	207	1	6	214
20	Bhopal	3110	98	198	3406	5711	161	330	6202
21	Bhubaneswar	1	23	112	136	3	34	195	232
22	Bijnor	60	3	8	71	177	4	20	201
23	Bikaner	250	9	31	290	361	9	32	402
24	Bilaspur	70	3	10	83	193	6	11	210
25	Bulandshahr	93	4	41	138	218	5	66	289
26	Buldana	0	0	19	19	4	0	200	204
27	Chandigarh	67	225	135	427	152	323	214	689
28	Chandrapur	2	0	18	20	25	2	175	202
29	Chennai	59	1009	3730	4798	71	1253	4976	6300
30	Coimbatore	0	59	244	303	0	74	306	380
31	Cuttack	5	53	392	450	6	62	491	559
32	Davangere	1	0	41	42	1	1	199	201
33	Dehradun	460	80	89	629	1874	138	218	2230
34	Delhi	4065	4965	3047	12077	6602	5702	4082	16386
35	Dharwad	4	15	167	186	6	15	208	229
36	Dhule	3	0	98	101	6	0	438	444
37	East Godavari	0	8	104	112	0	10	191	201
38	Ernakulam	5	137	509	651	5	167	637	809
39	Faridabad	79	38	42	159	236	48	54	338
40	Fatehpur	18	1	6	25	210	2	51	263



## The Press in India, 2019-20

S.No.	City of Publication	Others				Total			
		Hindi	English	Others	Total	Hindi	English	Others	Total
41	Gandhinagar	7	9	160	176	15	14	389	418
42	Gautam Buddha Nagar	87	93	38	218	274	107	85	466
43	Ghaziabad	243	86	92	421	704	98	126	928
44	Gorakhpur	114	3	16	133	505	5	48	558
45	Guntur	0	24	249	273	0	30	460	490
46	Gwalior	337	8	31	376	852	18	53	923
47	Hanumangarh	160	0	8	168	243	0	8	251
48	Haridwar	93	6	34	133	415	10	48	473
49	Hooghly	2	9	166	177	2	9	193	204
50	Hyderabad	46	526	1190	1762	87	818	2265	3170
51	Indore	796	64	195	1055	1787	82	268	2137
52	Jabalpur	126	14	45	185	324	19	63	406
53	Jaipur	1377	100	305	1782	2263	138	387	2788
54	Jalandhar	57	40	228	325	164	59	394	617
55	Jalgaon	5	5	95	105	19	6	409	434
56	Jalna	6	3	24	33	19	5	236	260
57	Jammu	31	70	47	148	103	292	231	626
58	Jhansi	69	7	5	81	231	8	22	261
59	Jodhpur	292	40	92	424	478	48	108	634
60	Junagadh	1	1	58	60	1	3	236	240
61	Kamrup	1	25	97	123	11	41	176	228
62	Kanpur	397	54	186	637	1136	78	448	1662
63	Karimnagar	0	1	158	159	1	15	273	289
64	Karnal	99	20	75	194	151	22	93	266
65	Khordha	3	55	266	324	5	73	427	505
66	Khurda	1	25	91	117	2	31	197	230
67	Kolhapur	3	5	162	170	6	9	375	390
68	Kolkata	231	920	1953	3104	407	1115	2394	3916
69	Kollam	1	16	243	260	1	21	301	323
70	Kota	235	11	13	259	346	11	14	371
71	Kottayam	4	53	387	444	4	58	498	560
72	Kozhikode	1	24	280	305	1	29	345	375
73	Krishna	0	17	176	193	0	27	226	253
74	Kurnool	0	8	117	125	0	18	307	325
75	Latur	3	1	37	41	21	2	368	391
76	Lucknow	1295	169	294	1758	4389	339	1054	5782
77	Ludhiana	59	77	263	399	108	88	459	655
78	Madurai	0	19	266	285	1	29	336	366
79	Mathura	131	8	39	178	210	8	43	261
80	Meerut	310	63	81	454	916	66	134	1116
81	Mehsana	0	1	75	76	2	1	235	238
82	Moradabad	89	9	51	149	317	17	116	450
83	Mumbai	683	2676	2106	5465	1246	3123	3166	7535
84	Muzaffarnagar	118	40	30	188	400	41	43	484

## Analysis of Registered Publications

S.No.	City of Publication	Others				Total			
		Hindi	English	Others	Total	Hindi	English	Others	Total
85	Muzaffarpur	55	4	7	66	236	8	25	269
86	Nagpur	65	57	184	306	226	84	432	742
87	Nalgonda	0	4	173	177	1	9	313	323
88	Nanded	3	2	31	36	20	4	255	279
89	Nashik	7	22	155	184	16	32	416	464
90	Nellore	0	8	263	271	0	11	371	382
91	North 24 Parganas	5	13	224	242	10	15	262	287
92	Parbhani	1	2	19	22	15	4	199	218
93	Patiala	17	33	136	186	43	42	351	436
94	Patna	389	56	84	529	886	89	289	1264
95	Prayagraj	308	117	90	515	541	150	137	828
96	Pune	49	232	843	1124	83	292	1392	1767
97	Raipur	377	9	44	430	711	22	69	802
98	Rajkot	1	19	297	317	1	20	528	549
99	Rampur	35	2	43	80	109	3	110	222
100	Ranchi	87	16	35	138	171	39	76	286
101	Rangareddy	1	21	142	164	2	36	228	266
102	Ratlam	66	1	23	90	198	1	24	223
103	Rohtak	107	15	68	190	181	17	81	279
104	Saharanpur	192	18	83	293	521	27	137	685
105	Sangli	2	1	102	105	2	1	257	260
106	Satara	0	1	74	75	0	3	229	232
107	Shimla	41	37	27	105	129	54	33	216
108	Solapur	6	2	122	130	26	3	635	664
109	South 24 Parganas	7	69	412	488	14	87	509	610
110	Sriganganagar	142	4	6	152	276	4	8	288
111	Srinagar	1	52	38	91	4	156	233	393
112	Surat	45	11	183	239	123	20	459	602
113	Surendranagar	3	0	44	47	3	1	280	284
114	Thane	100	106	265	471	385	147	829	1361
115	Thiruvananthapuram	4	107	677	788	4	116	826	946
116	Thrissur	2	39	301	342	2	45	367	414
117	Udaipur	145	20	24	189	230	21	28	279
118	Udham Singh Nagar	97	2	3	102	242	3	9	254
119	Ujjain	204	2	14	220	546	6	19	571
120	Vadodara	6	61	217	284	13	72	407	492
121	Varanasi	201	29	58	288	401	37	86	524
122	Visakhapatnam	4	40	369	413	10	78	596	684
123	Yavatmal	1	1	31	33	7	1	208	216
	Total	19712	14273	30555	64540	42743	17982	51875	112600

Source: RNI Registration Data